


innovate... laminate

The Easymount™ range provides a simple solution to professional, cost effective finishing



Design

With advanced features and a new design, the Easymount™ is capable of delivering premium quality results for graphics and signage material.

Performance

There are 6 models to choose from in the range, starting at 720mm up to 1880mm. The 1200, 1400 and 1600 are the most popular models and can competently produce a highly efficient output of up to 3 metres per minute.

Enhancements

Many features have been enhanced on the wider models including additional mandrel holders for storing spare rolls and a larger swing out feed tray and safety guard for easy material loading.

IDEALLY SUITED FOR

- cold laminates
- mounting prints to boards
- applying vinyls
- application tapes
- applying adhesive films

and many more...

GREAT FOR USE IN

- commercial printers
- sign makers
- copy and print shops

vivid.




Before



After

NEW improved feature!


Recessed sturdy metal mandrel holders - giving you more space to store even larger rolls



ROLLER PRESSURE
GAUGE



USER FRIENDLY
CONTROL PANEL



LARGE SWING OUT
FEED TRAY

FEATURES

- solid construction heavy-duty system • 2 cold large diameter rollers • release liner take-up • adjustable rollers up to 25mm • variable speed control • no warm-up time required • large rollers for even pressure • handy reverse mechanism • foot pedal for controlled operation • low maintenance.



EM-720 MODEL

NEW ENHANCEMENTS TO THE 1200, 1400 AND 1600 MODELS

- 50% faster - now up to 3m per minute • additional mandrel holders for optional extra mandrels to save downtime between changing rolls • unique 'fixed feet' feature means castors can be easily adjusted to become immovable feet - ideal if your floor surface is uneven • larger swing out feed tray and safety guard making mounting onto board and loading materials hassle free • pressure gauge on rollers, adjustable on machine to give perfect, even pressure every time.



EM-1880 MODEL

specifications	EM-720	EM-880	EM-1200	EM-1400	EM-1600	EM-1880
approx laminating speed (m/min)	2	2	3	3	3	2
maximum width (mm)	720 (28")	880 (34")	1200 (47")	1400 (55")	1600 (62")	1880 (74")
mounting thickness (mm)	15	15	25	25	25	25
roller diameter (mm)	70	70	112	112	131	162
laminating temperature (°C)	cold	cold	cold	cold	cold	cold
speed control	keypad	keypad	keypad	keypad	keypad	keypad
pressure adjustment	manual	manual	manual	manual	manual	manual
film core (mm)	75	75	75	75	75	75
power supply AC (V-Hz)	220/240-50-60	220/240-50-60	220/240-50-60	220/240-50-60	220/240-50-60	220/240-50-60
power consumption (W)	50	50	70	70	70	150
dimensions (mm)	1000 x 420 x 430	1100 x 420 x 430	1790 x 648 x 1248	1990 x 648 x 1248	2190 x 648 x 2157	2500 x 710 x 1290
weight (Kg)	43	52	164	176	197	745
warranty (year)	1	1	1	1	1	1