


# HD BINDING MODULES

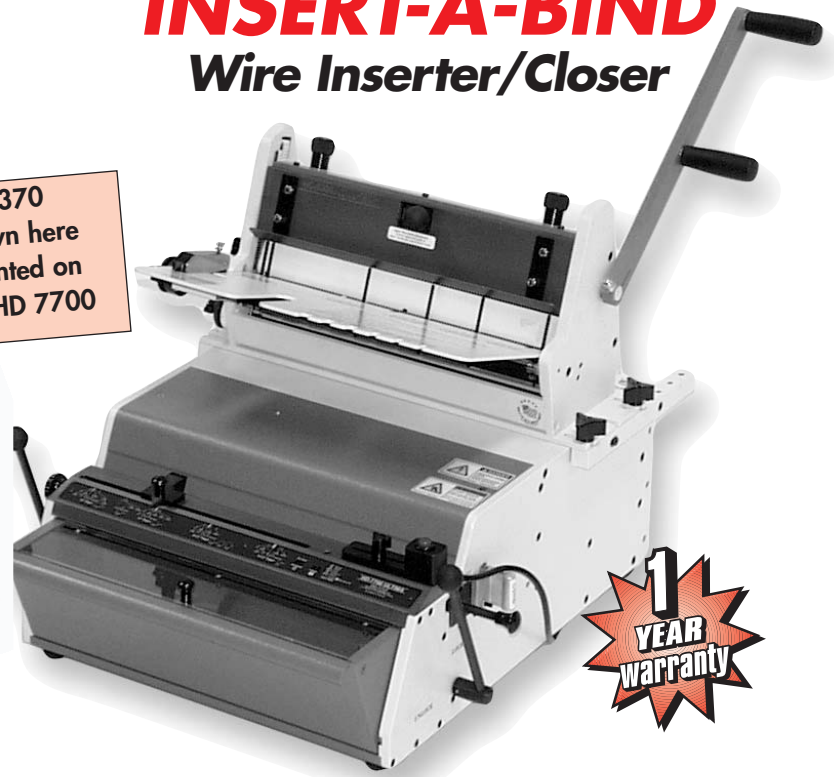
## FEATURING THE

# INSERT-A-BIND

### Wire Inserter/Closer



HD 8370  
Shown here  
mounted on  
the HD 7700



**1**  
YEAR  
warranty

## FOR HD 6500, HD 7000 & HD 7700 PUNCHES

(See Binding Module Specifications on Back)

### INSERT-A-BIND SEMI-AUTOMATIC WIRE INSERTER/CLOSER


#### FEATURES:

- ✓ Inserts & Closes in 1 Easy Step  
Eliminates Manual Insertion of Wire into Document
- ✓ Module design attachable to existing HD 6500, HD 7000 and HD 7700 punches
- ✓ \*Closes 3-1 or 2-1 Double-Loop Binding Wire
  - \* HD 8370 Closes 3-1 Pitch (1/4" to 9/16")  
6.3mm to 14.3mm
  - \* HD 8270 Closes 2-1 Pitch (1/4" to 9/16")  
6.3mm to 14.3mm
- ✓ 14" Binding Edge
- ✓ Easily Adjustable for Wire Sizes

#### ALL MODULES FEATURE:

- ✓ All Metal Construction
- ✓ 1 Year Limited Warranty
- ✓ Lightweight and Portable
- ✓ Easy Operation

### THE HD 4470 COMB OPENER MODULE




Both modules shown here are configured with Stand Alone Production Feet

### THE HD 4270



### DOUBLE LOOP WIRE CLOSER MODULE



**THE ULTIMATE IN:**  
Quality Paper Punching and Book Binding  
Equipment at Affordable Prices

[www.RHIN-O-TUFF.com](http://www.RHIN-O-TUFF.com)

# HD BINDING MODULE SPECIFICATIONS

MACHINES	ELECTRICAL REQUIREMENTS			WEIGHT		DIMENSIONS		
	VOLTS AC	AMPS	Hz	MACHINE	SHIPPING	HEIGHT	WIDTH	DEPTH
<b>INSERT-A-BIND WIRE INSERTER/CLOSER</b> Available in 2 - 1 and 3 - 1 Pitch	NA	NA	NA	30 lbs. 13.7 Kg	35 lbs. 16 Kg	12" 305 mm	22" 560 mm	12" 305 mm
<b>WIRE CLOSER: HD 4270</b>	NA	NA	NA	22 lbs. 10.1 Kg	29 lbs. 13.3 Kg	12"* 305 mm	19" 483 mm	18"* 457 mm
<b>COMB OPENER: HD 4470</b>	NA	NA	NA	16 lbs. 7.3 Kg	23 lbs. 10.6 Kg	12"* 305 mm	19" 483 mm	14"* 355 mm

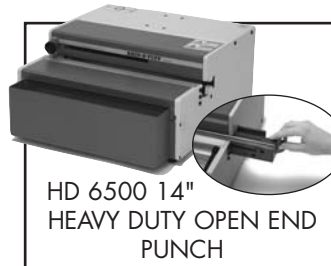
\*with handle in upright position.



APES 14 AUTOMATIC  
PAPER EJECTOR & STACKER



HD 7700-H  
HORIZONTAL PUNCH



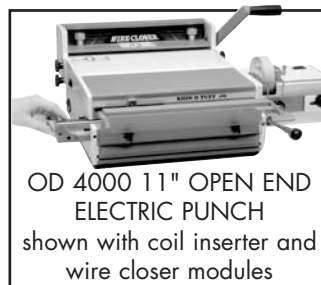
HD 6500 14"  
HEAVY DUTY OPEN END  
PUNCH



HD 7500 24" PUNCH  
with the large document  
support table



KK 4171  
Shown  
mounted on  
an HD  
4170  
machine



OD 4000 11" OPEN END  
ELECTRIC PUNCH  
shown with coil inserter and  
wire closer modules



PC 2000  
MANUAL PUNCH AND  
COIL INSERTER



The HD 8370 Shown with  
the HD 7700 14"  
OPEN END  
PUNCH



HD 4170  
RHIN-O-ROLL  
HEAVY DUTY COIL INSERTER



HD 7000  
14" HEAVY DUTY  
DELUXE OPEN END PUNCH



HC 8024  
24" WIRE  
CLOSER




THE  
HD 4270



HC 8318  
18" WIRE INSERTER  
CLOSER



OD 4012  
11" ELECTRIC PUNCH



PAL-14  
MODULAR  
PIKS-A-LIFT




THE  
HD 4470  
COMB  
OPENER  
MODULE



OD 4800  
11" OPEN END  
MANUAL PUNCH



OD 3500 COMBO  
BINDING STATION  
shown with comb opener and  
coil inserter modules attached.



COMBO BINDING MODULES  
OD 4200  
OD 4400  
OD 4300  
HC 8200/8300  
14" SEMI-AUTOMATIC  
WIRE  
INSERTER/CLOSER



HC 8000  
14" WIRE  
CLOSER

**CALL 1-800-390-5782 FOR A DEALER NEAR YOU**  
OR VISIT OUR WEB PAGE AT **WWW.RHIN-O-TUFF.COM**